



- 1 Welcome to your design board! Review your curated items and your designer's notes
- 2 Go to your shopping list to view the details of each item, shop the items, get ordering details or request re-sourcing of any item.

Kitchen/Dining Room Design

Overall, the design concept will incorporate new and current furniture pieces and will demonstrate a welcoming environment with warm tones and textures throughout the space.

Option A

Concept A This concept brings a stunning design together with a mix of natural and neutral elements into the space. The mix of earthy tones and texture variations would give an overall relaxing and calming feeling. The light tones mixed with the natural finishes would create a cohesive design.



Current Kitchen/Dining room image



Inspiration Image 1 This inspirational image demonstrates bringing in natural tones to the space to give it an airy feel. The calm earthy tones, greenery, and different textures will create contrast within the dining room, making it very inviting.




Inspiration Image 2 This inspirational image demonstrates the combination of a floating shelf, wall mirror as well as accessories to create an interesting focal point for the dining space - making the space feel larger. The use of calm-toned decor items will bring everything together.



Current Kitchen image



Chandelier Option 1 Bring warmth and an inviting vibe with this chandelier. This pendant is meticulously hand woven of natural rattan, casts generous light, and will create interesting shadow patterns on the walls of your dining room. To be hung in center of the space.



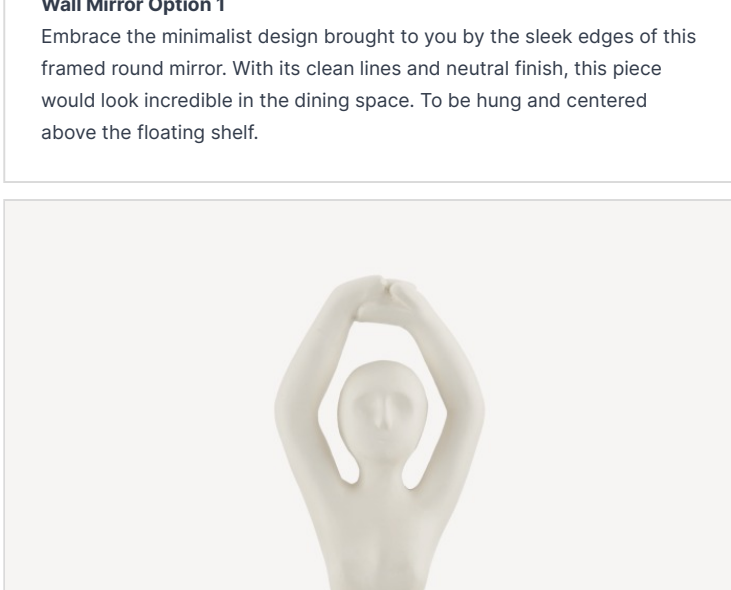
Wall Mirror Option 1 Embrace the minimalist design brought to you by the sleek edges of this framed round mirror. With its clean lines and neutral finish, this piece would look incredible in the dining space. To be hung and centered above the floating shelf.



Faux Plant Option 1 This beautiful artificial and realistic-looking plant is a great maintenance-free alternative to add a touch of nature to the space. To be placed in the center of dining table



Floating Shelf Option 1 Show off your framed photos, vases, or art objects on this floating shelf. It's made from solid mahogany wood in a crisp white finish that complements any decor. To be hung on left dining room wall.



Decor Option 1 An abstract body sculpture adds drama, personality, and an artistic touch to your decor. To be placed on the floating shelf


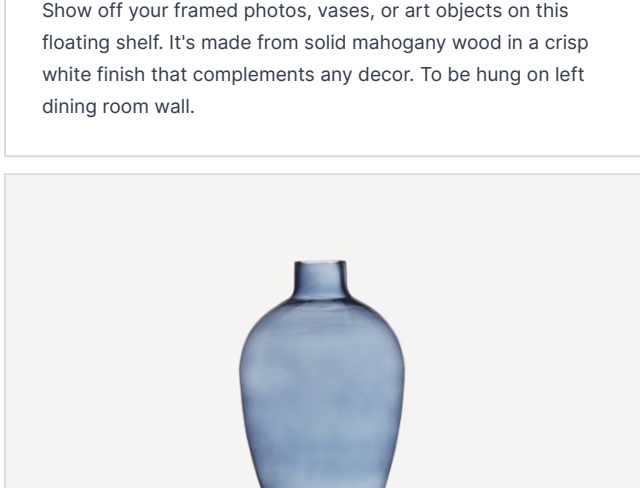
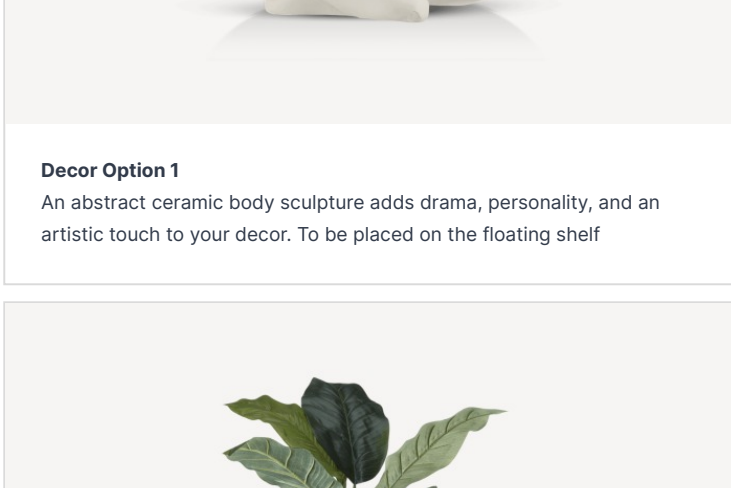


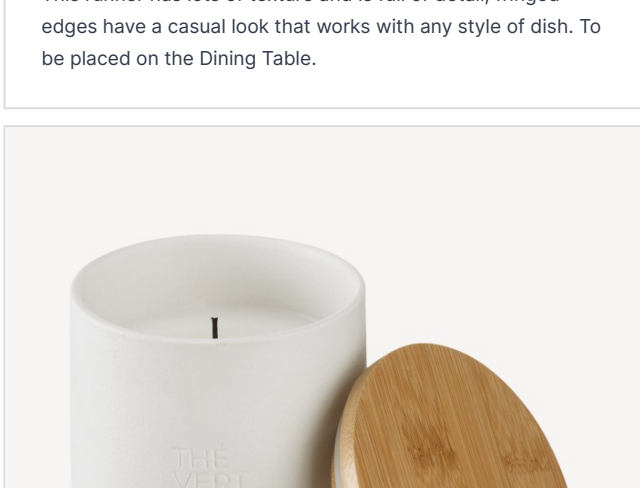
Table Runner Option 1 This runner has lots of texture and is full of detail, fringed edges have a casual look that works with any style of dish. To be placed on the Dining Table.



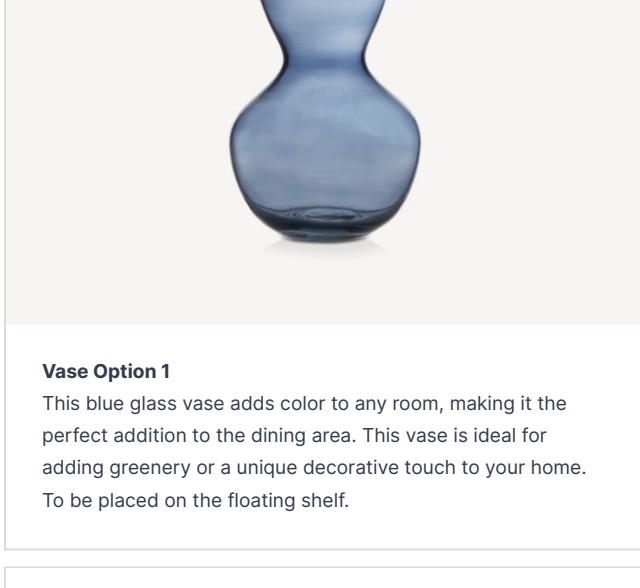
Vase Option 1 This blue glass vase adds color to any room, making it the perfect addition to the dining area. This vase is ideal for adding greenery or a unique decorative touch to your home. To be placed on the floating shelf.



Floor Plant Option 1 The sculptural beauty of vivacious ficus plants is realistically reproduced in this faux version that's perfect for year-round enjoyment. Potted in a stylish rattan pot, this artificial beauty is ready to inject a touch of green into your decor. To be placed in the right corner next to the floating shelf.



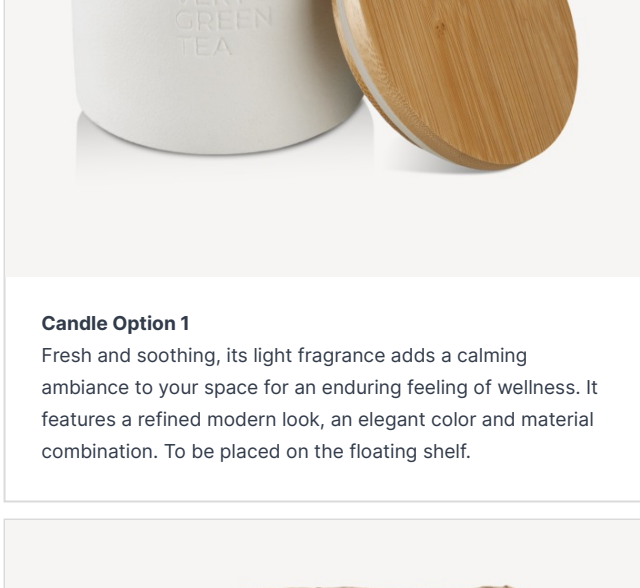
Candle Option 1 Fresh and soothing, its light fragrance adds a calming ambiance to your space for an enduring feeling of wellness. It features a refined modern look, an elegant color and material combination. To be placed on the floating shelf.



Bar stool Option 1 Comfortable. Functional. The seat is padded with dense foam and upholstered with high-quality fabric. It sports a steel base in a walnut finish. To be placed at the kitchen island



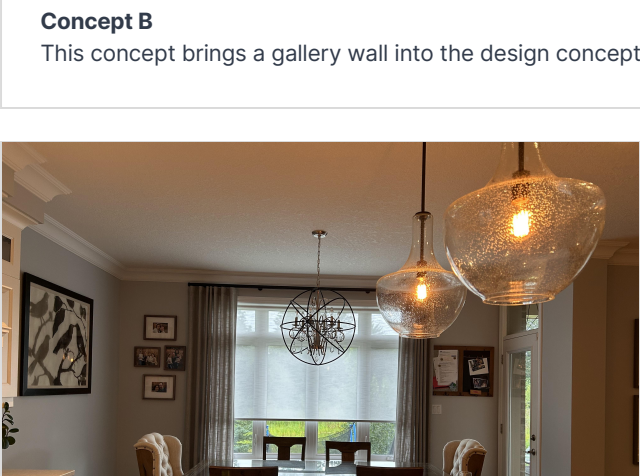
Centerpiece Option 1 Inject a natural element with this decorative ceramic bowl into your decor and you're sure to create an organic space. Its shape brings delight and charm to any room. To be placed on the island



Basket Option 1 This natural basket is made with corn fiber and features two handy handles. It has a timeless vibe that will bring a fashionable and functional edge to your home. To be placed under the floating shelf.

Option B

Concept B This concept brings a gallery wall into the design concept. It integrates a more sophisticated look with the shapes, lines, and decor/art integrated within the space.



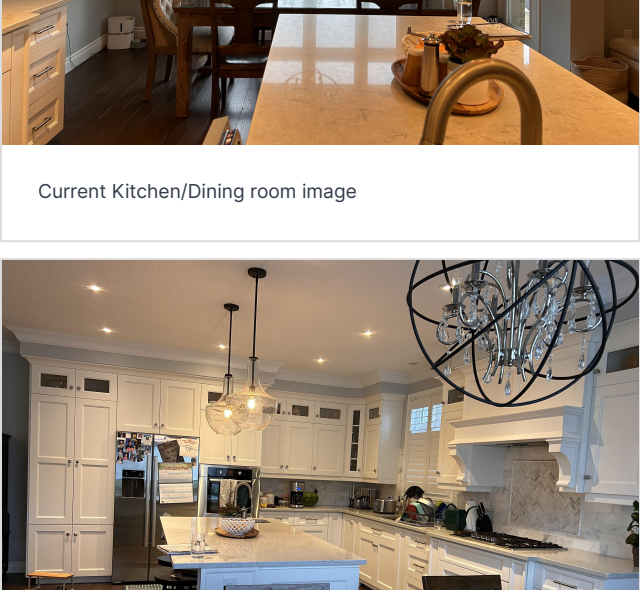
Current Kitchen/Dining room image



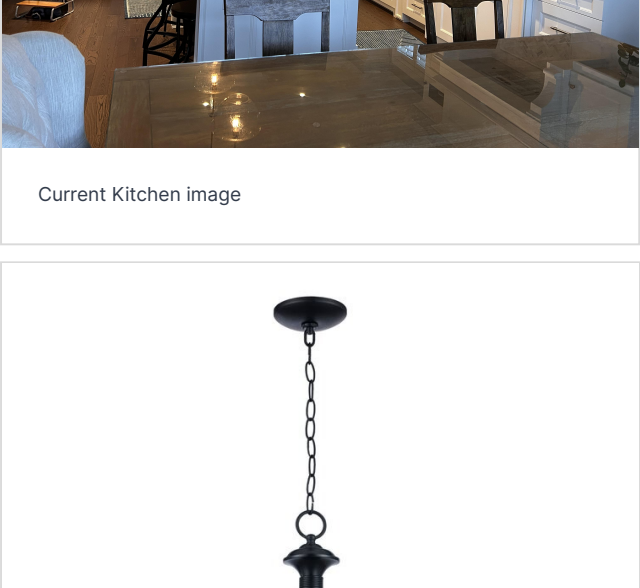
Inspiration Image 1 This inspirational image demonstrates creating a gallery wall to showcase various images and provide a focal point for the space as well as bringing in greenery and decor pieces to create a welcoming environment.



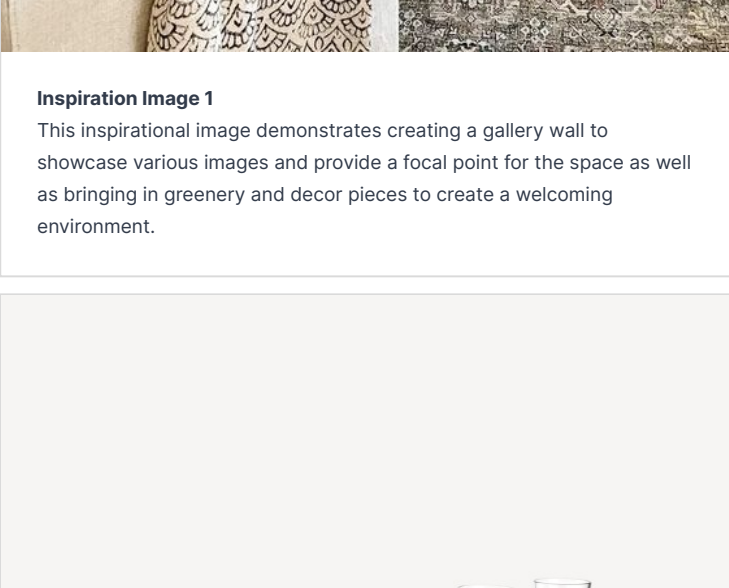
Inspiration Image 2 This inspirational image demonstrates styling the island as well as showcasing the use of different textures and materials like wood, ceramic, and greenery to create a calming space.



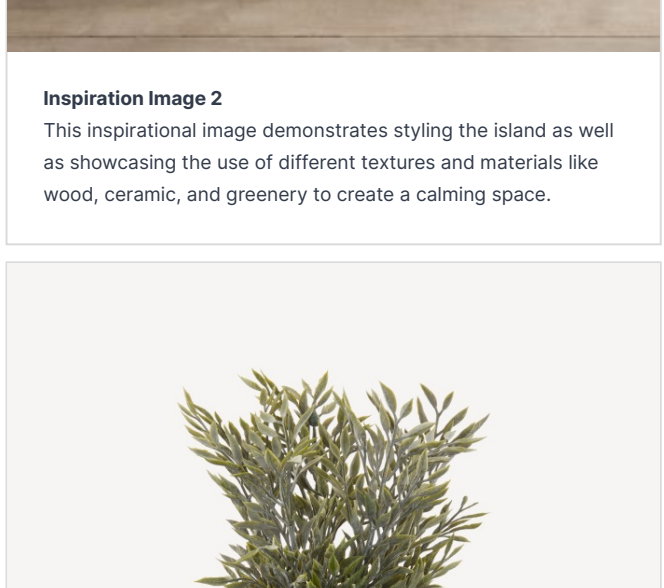
Current Kitchen image



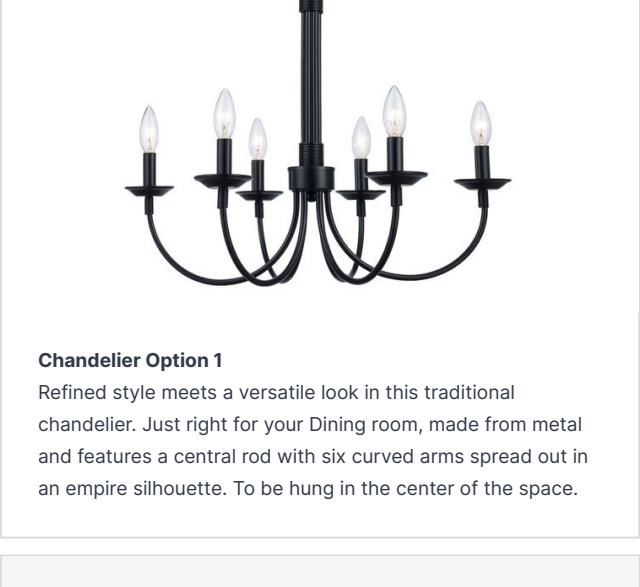
Chandelier Option 1 Refined style meets a versatile look in this traditional chandelier. Just right for your Dining room, made from metal and features a central rod with six curved arms spread out in an empire silhouette. To be hung in the center of the space.



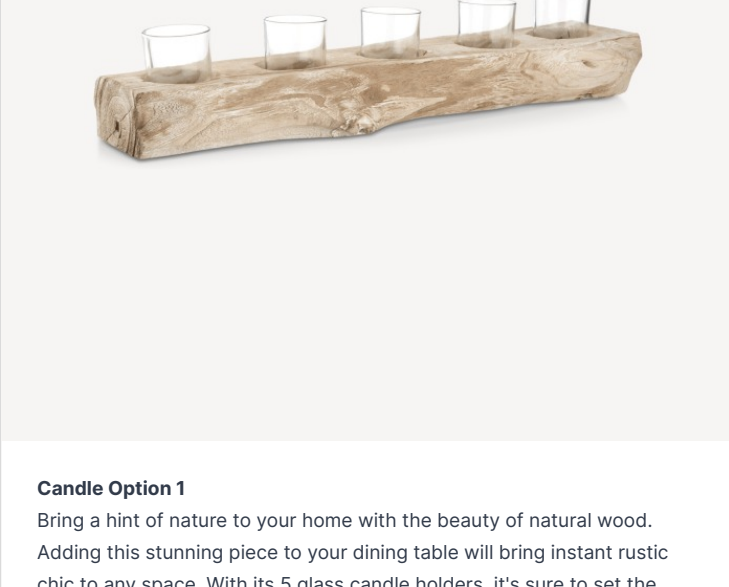
Candle Option 1 Bring a hint of nature to your home with the beauty of natural wood. Adding this stunning piece to your dining table will bring instant rustic chic to any space. With its 5 glass candle holders, it's sure to set the right mood every single time. To be placed on Dining Table



Faux Plant Option 1 This artificial plant in a white ceramic pot is the perfect blend of beauty and convenience for your home. Elevate your decor with this stunning faux plant, meticulously designed to add a touch of nature's charm to your space. To be placed in the center of the dining table



Decor Option 1 This decorative bird with its intricate design and industrial style gives it a unique look that is sure to add a modern twist to your space. To be placed on the kitchen counter.



Floor Plant Option 1 Potted in a stylish rattan pot, this large artificial beauty will bring a touch of nature into your space To be placed in the right corner next to the gallery wall.

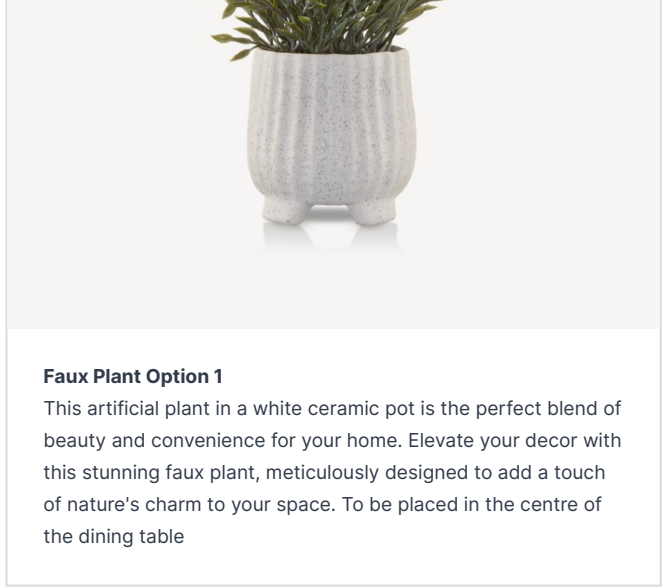
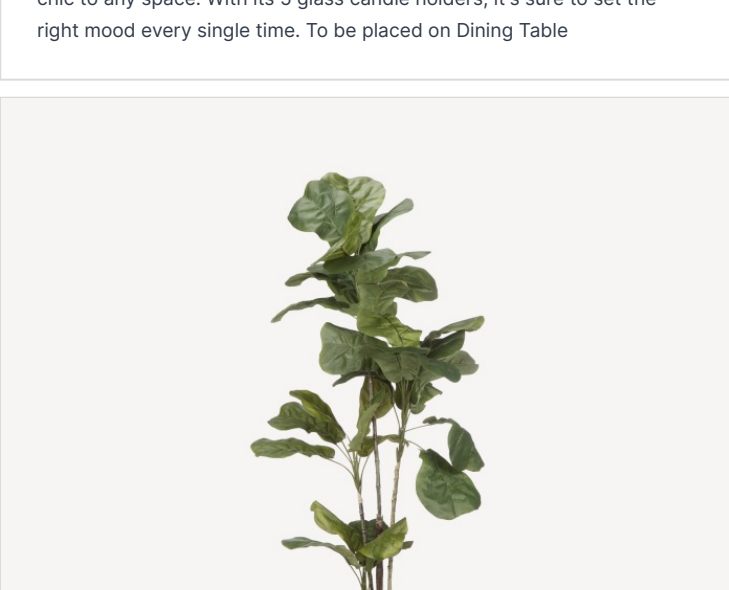


Table Runner Option 1 Crafted from 100% cotton with a textured fringe pattern in ivory and beige that adds depth to any table. Its subtle distressed look is easily at home on reclaimed wood tabletops. To be placed on the Dining Table.



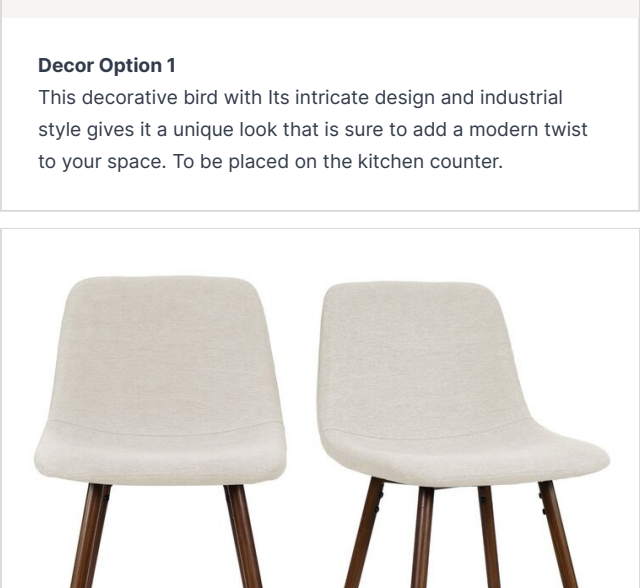
Bar stool Option 1 This bar stool rounds out your kitchen island in a modern style. The scooped back and square seats are upholstered, plus, they have wraparound support bars that keep your feet comfy while you hang out with friends and family.. To be placed at the kitchen island



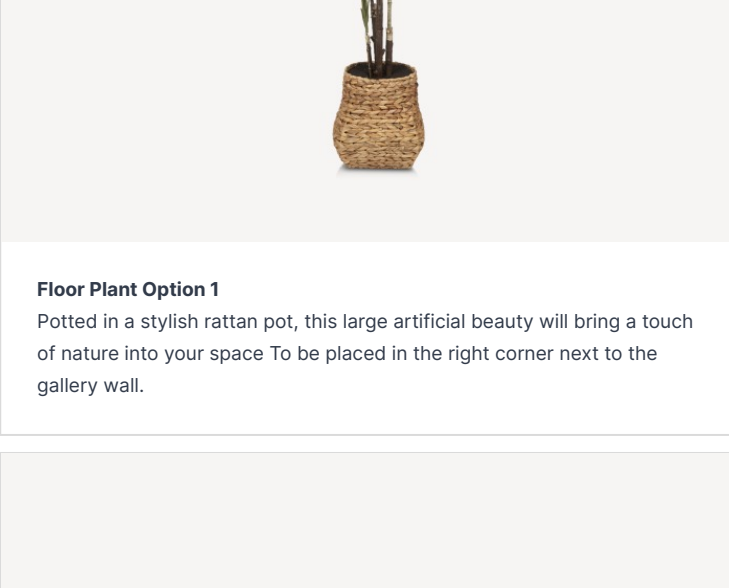
Centerpiece Option 1 This sleek ceramic tray is an elegant centerpiece for your space. To be placed on the island



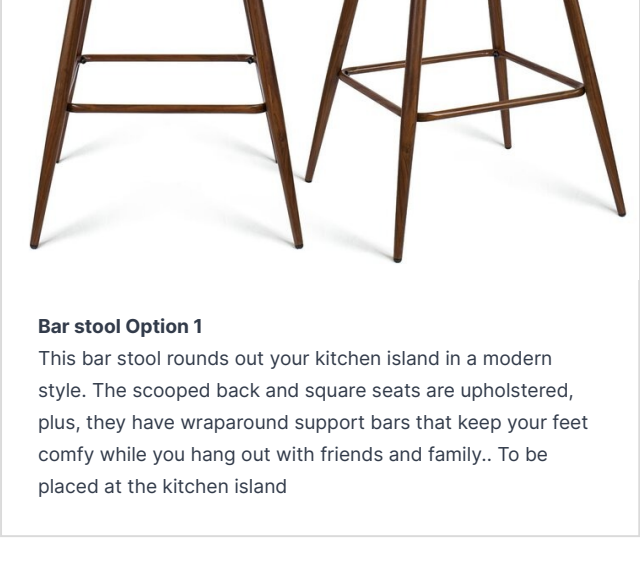
Wall art Option 1 Minimal silhouettes and clean lines for a modern look on your Dining room wall. Each square frame is crafted from metal with a sleek black finish. To be hung as a set of 6 on the left dining room wall.



Bar stool Option 1 This bar stool rounds out your kitchen island in a modern style. The scooped back and square seats are upholstered, plus, they have wraparound support bars that keep your feet comfy while you hang out with friends and family.. To be placed at the kitchen island



Centerpiece Option 1 This sleek ceramic tray is an elegant centerpiece for your space. To be placed on the island



Bar stool Option 1 This bar stool rounds out your kitchen island in a modern style. The scooped back and square seats are upholstered, plus, they have wraparound support bars that keep your feet comfy while you hang out with friends and family.. To be placed at the kitchen island

Design Notes:

- The proposed design solutions are intended to keep the space light and open, while sectioned in a strategic and intentional way that is functional for the user
- These proposed designs are to exist harmoniously with the proposed finishes for the rest of the home.
- Both design variations can be combined into one final design, which is based on your preference and style wants

3 One round of edits is included in your intro light package. If you would like to request edits, book your post-design call to tell us your edit requests.

4 If you would like more visuals to see how your design board will come together, you can upgrade to our Stress-Free Package. We will show you how everything will look in your space through a 3D design of your room.